



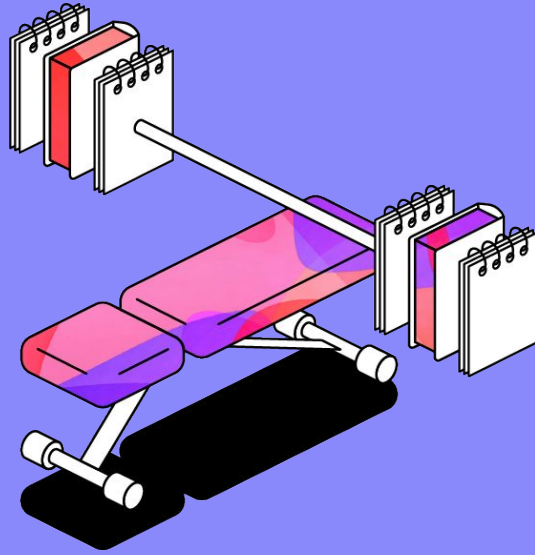
# Glean Classroom

How Glean will support your studies  
**2022**

# What's Included


- ✓ Why note taking is so important
- ✓ How Glean will support your studies with a look through the features





**Why note taking is important**

# Taking and reviewing notes is important




**65%**

of information is left behind in class if you don't take notes



**1/2**

Without reviewing your notes you will forget half of your class after 24 hours




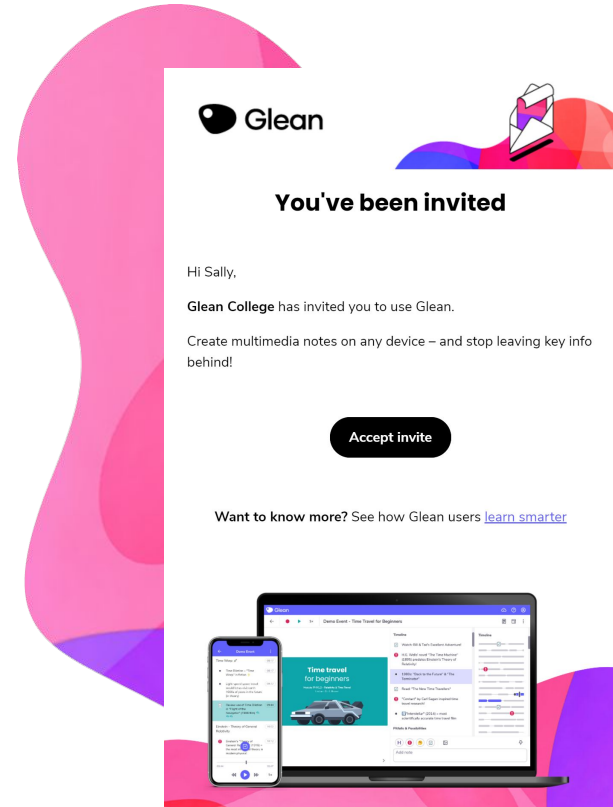
**Glean on average increases  
your GPA by 14%** 




# Glean First Step's Level 1

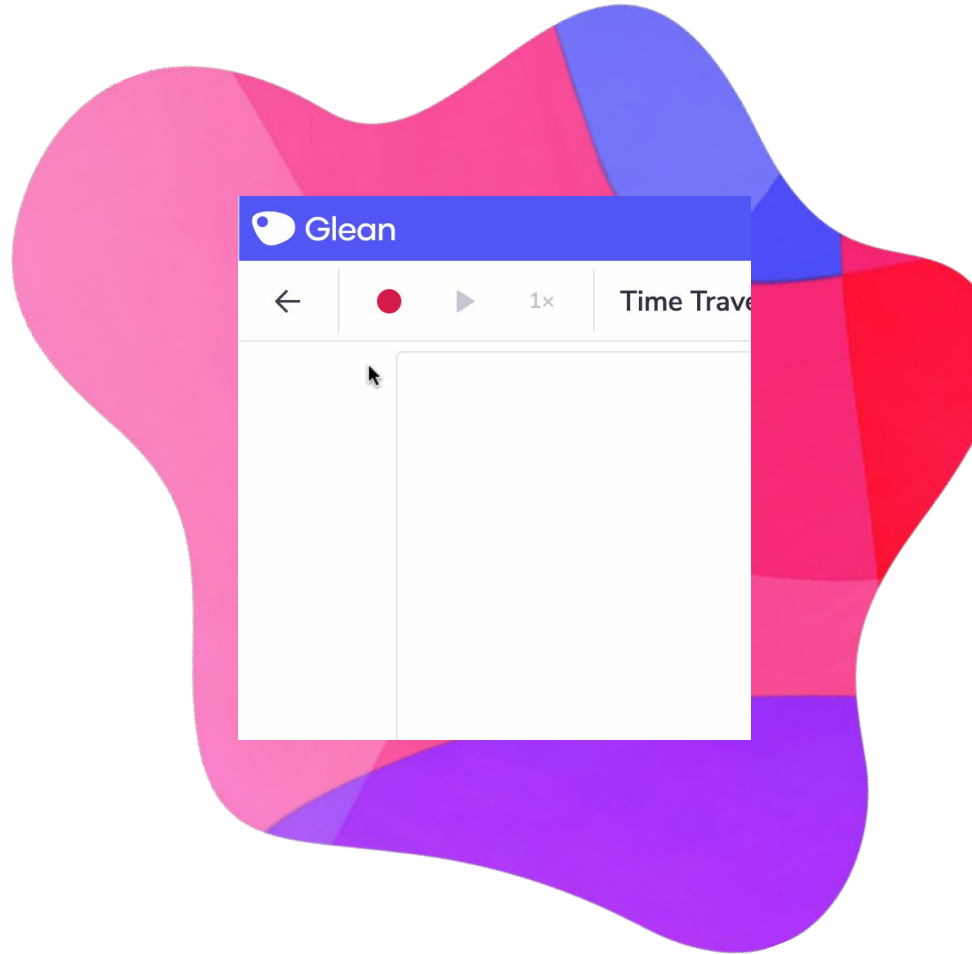
# Accepting Your Glean Invite

- Make sure to check your inbox for an invitation like this 
- Click to accept, set a password, and you're good to go!
- **Top Tip:** Remember to bookmark Glean



# Recording in class or online, no problem

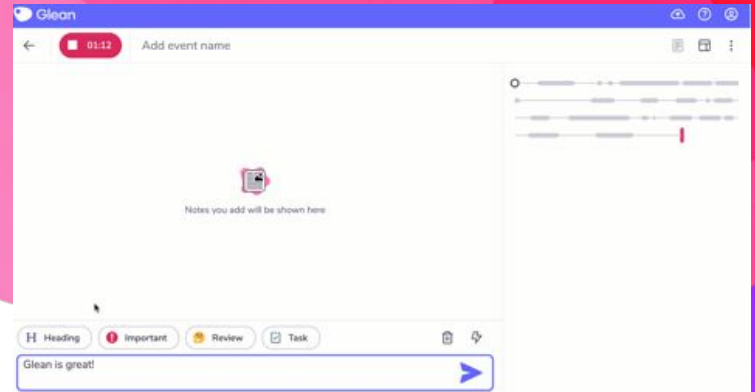
- First click  on the home screen
- Pick the “Microphone” option when you’re in class
- Choose “Screen Audio” when capturing an online class
- **Top Tip:** Sit towards the front of class for the best audio





# Adding Labels & Lightning Mode ⚡

- Use labels to help your notes stand out and pick out the key parts of your class
- Enable “Lightning Mode” to never miss something important again
- **Top Tip:** Labels = time saver 🕒 condense a class into the most important parts for you

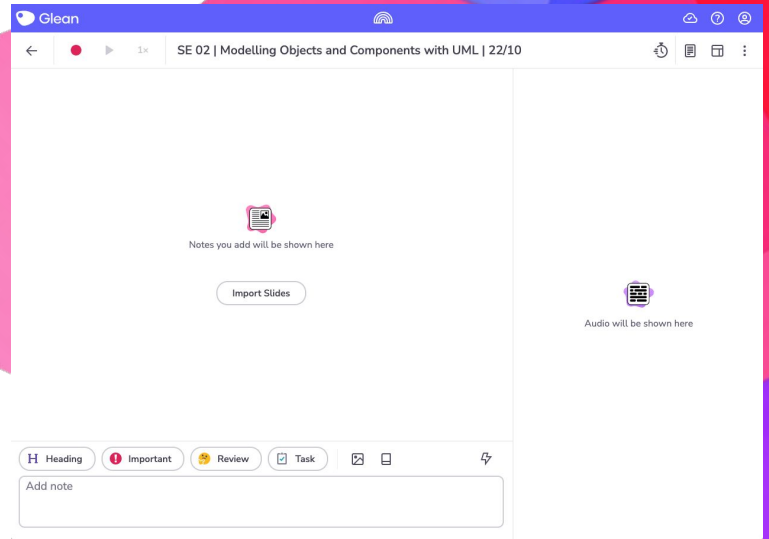




# Glean Master Level 2

# Adding Class Slides

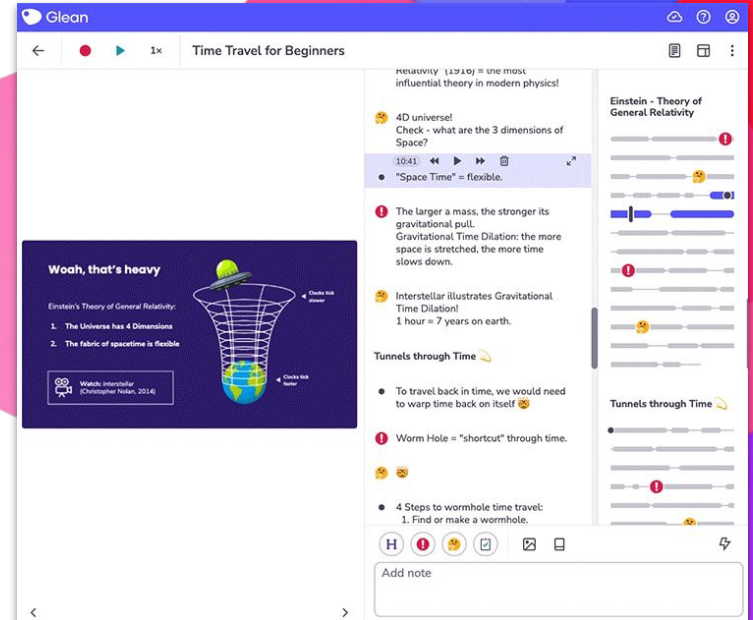
- Add your slides before, during or after class
- Glean will link the audio to the slide you have displayed
- PowerPoint or PDF slides? Glean has you covered as it accepts these file types



# Easy-Add Images

Add images to your notes to explain complicated topics with a visual aid.

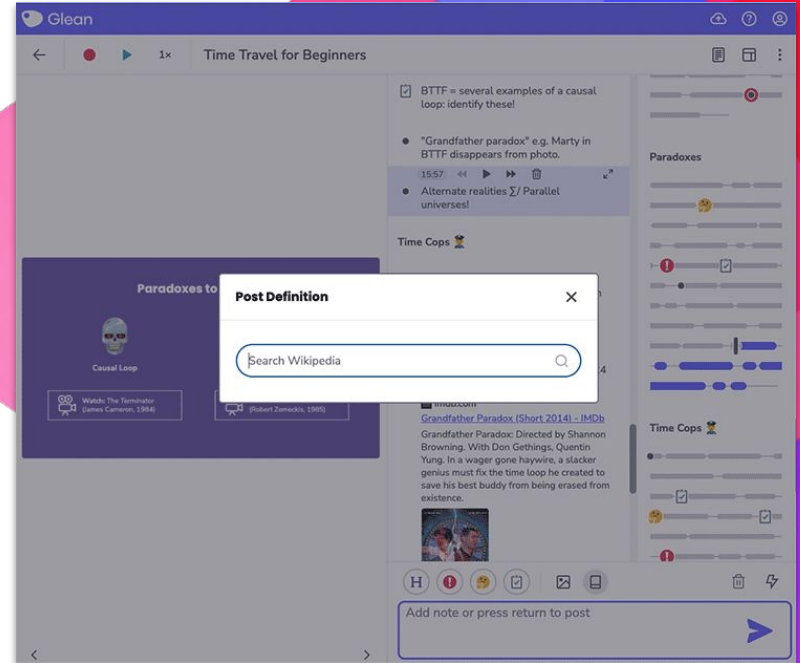
- Add additional detail to your notes or perhaps include a diagram
- **Top Tip:** Using images alongside text can boost memory retention by up to 89%



# Quick Definitions

Add an explanation for a new concept or phrase that comes up in class.

- Improves your understanding of topics spoken about in class
- Never get left behind in following class content

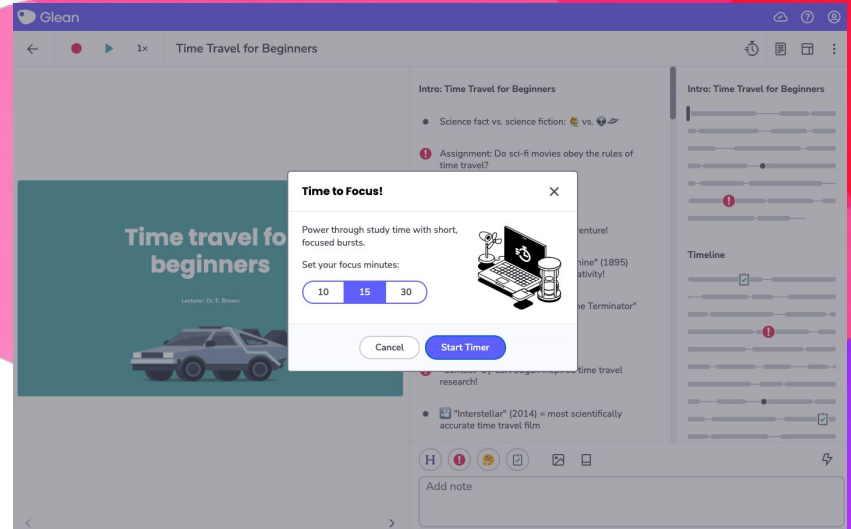


# Focus Timer

## After Class Review

Encouraging you to refine and build on your notes after class

- Helps you to learn more efficiently and effectively during study sessions
- **Top Tip:** Start with a 10-minute session and try to build up to 30 minutes to improve learning



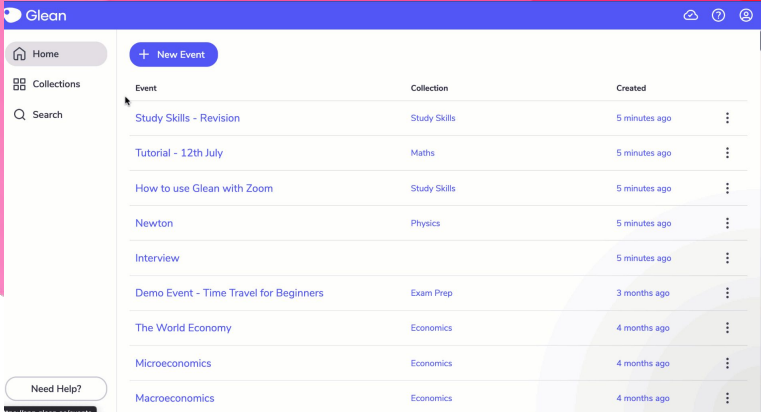


# Glean Guru Level 3

# Collections

An easy way to sort your class recordings, making them easy to find and review.

- Want to sort by class, professor, or credit? No problem
- Your review time is precious, use it wisely with Collections



The screenshot shows the Glean application interface. The top navigation bar is blue with the Glean logo on the left and a '+ New Event' button on the right. Below the navigation bar, there is a sidebar with 'Home', 'Collections', and 'Search' options. The main content area displays a table of events with columns for 'Event', 'Collection', and 'Created'. The table lists several events, including 'Study Skills - Revision', 'Tutorial - 12th July', 'How to use Glean with Zoom', 'Newton', 'Interview', 'Demo Event - Time Travel for Beginners', 'The World Economy', 'Microeconomics', and 'Macroeconomics'. Each event entry includes the event name, the collection it belongs to, and the time it was created (e.g., '5 minutes ago' or '3 months ago').

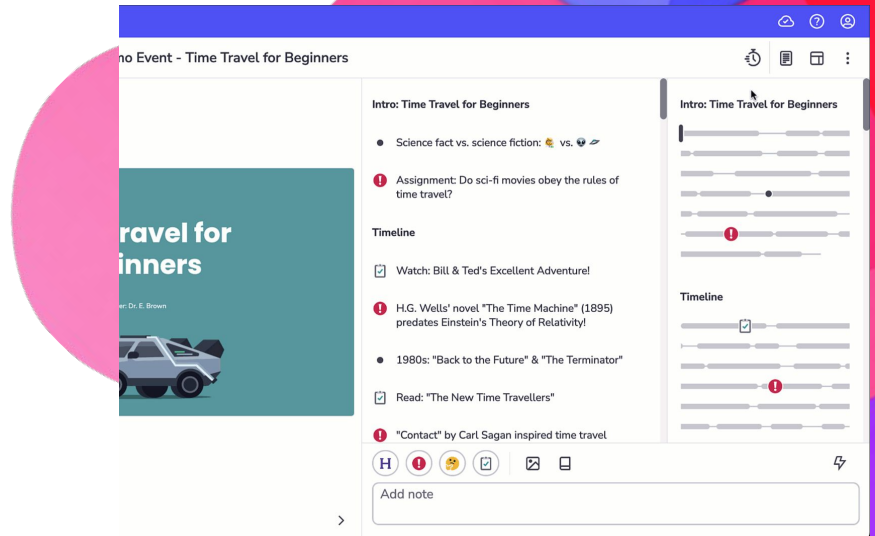
| Event                                  | Collection   | Created       |
|--|--------------|---------------|
| Study Skills - Revision                | Study Skills | 5 minutes ago |
| Tutorial - 12th July                   | Maths        | 5 minutes ago |
| How to use Glean with Zoom             | Study Skills | 5 minutes ago |
| Newton                                 | Physics      | 5 minutes ago |
| Interview                              |              | 5 minutes ago |
| Demo Event - Time Travel for Beginners | Exam Prep    | 3 months ago  |
| The World Economy                      | Economics    | 4 months ago  |
| Microeconomics                         | Economics    | 4 months ago  |
| Macroeconomics                         | Economics    | 4 months ago  |



# Reading View

A neat, distraction free structure for studying your text notes

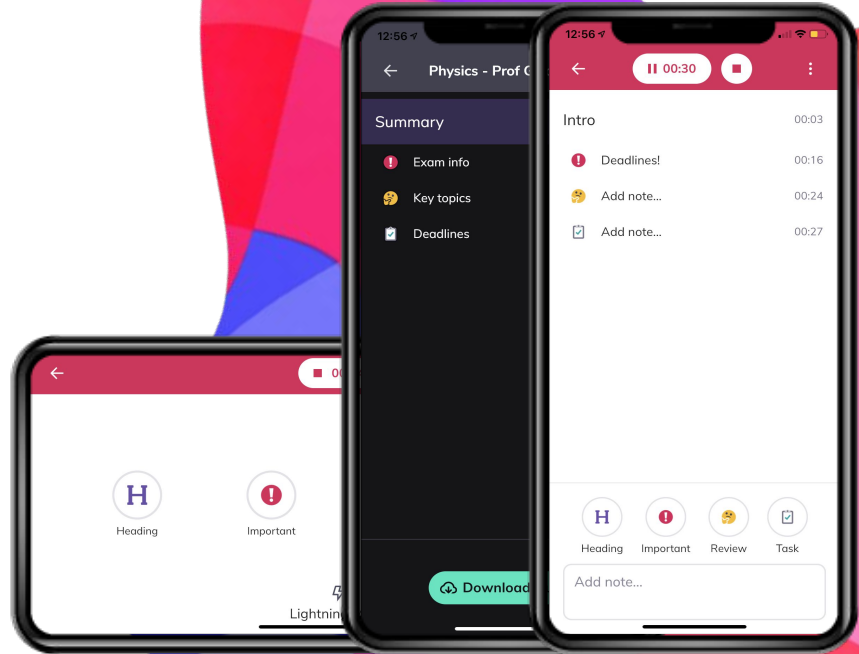
- Links your notes and slides together, ideal for **revision** for upcoming exams
- Option to print or copy your notes to a Word document



# Glean Mobile

- ✓ Capture and review anywhere
- ✓ Online and offline capture
- ✓ Recordings uploaded to the cloud
- ✓ Dark mode

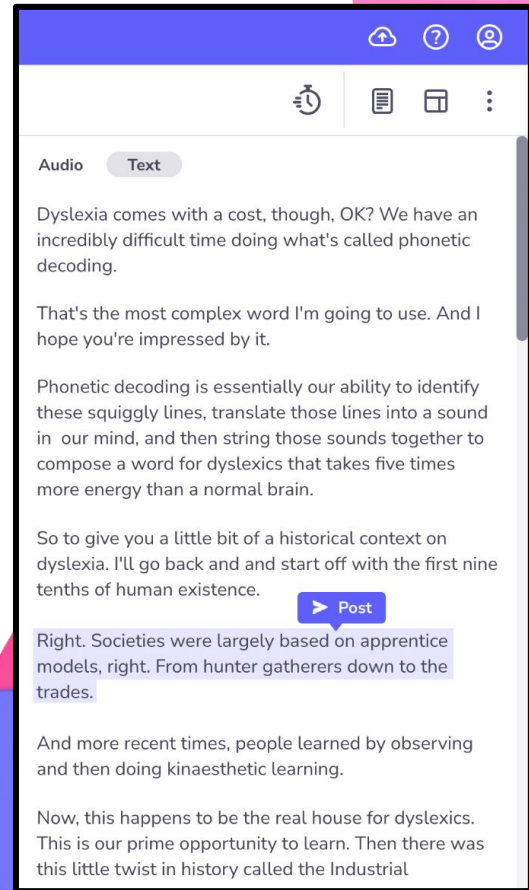
**Top Tip:** Listen to your classes on a hike, run or whilst in the car



# Transcription Coming To Glean this Semester!

Turn your audio into text after class

- ✓ Post important parts of the text to your timeline
- ✓ Listen back to your audio whilst following the text
- ✓ Web app only, but you can record on your phone and transcribe on your laptop later





**What students say about Glean**



When I was using a peer note taker, **I was a C- student. Since using Glean**, my grades have dramatically improved. **I'm now an A student.**

**Natalie - Carlton University**



**Went from a 2.4 to a 3.7 GPA.**

Glean has helped me develop new study skills and kept me focused. With Glean, I now know that I haven't missed anything in class when it comes to homework & studying


**Sariah - Xavier Univeristy**



Being able to take notes **productively and efficiently with Glean** has been so helpful with trying to study.

**Hannah - University of Lynchburg**

# Go forth with Glean!



## Where will you next use Glean?

What classes will you use Glean in?




## Extra help needed?

Please speak to your support staff or find helpful resources within our **Skills Portal**

<https://glean.co/the-glean-skills-portal/>

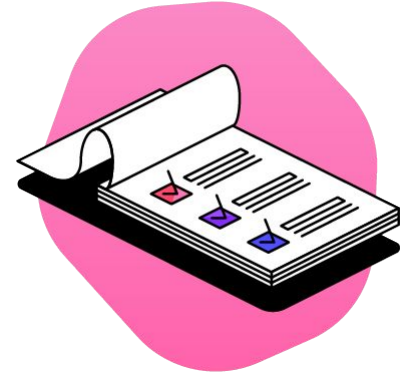
# Why use Glean?



**Never miss  
anything in class**



**Boost your  
grades**



**Become a  
better learner**