



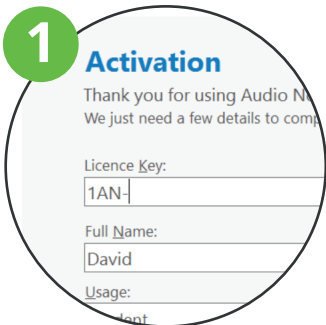
Sonocent Link - Quick Start Guide

Sonocent Link is our note-taking companion app for Sonocent Audio Notetaker.

With Sonocent Link, you can:

- record in high quality
- highlight important audio with customisable colour keys and add photos right alongside
- listen back to your recording in full and edit your project
- quickly transfer the file to our Sonocent Audio Notetaker software by wifi, email, Dropbox™, Google Drive, OneDrive and AirDrop

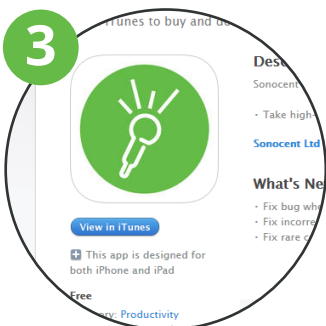
How to download Sonocent Link and log in



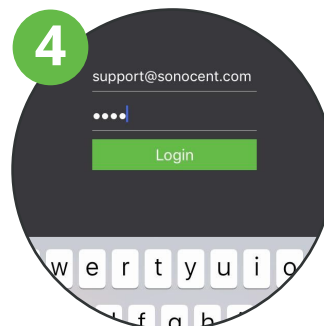
Download the Audio Notetaker software to your computer and activate using your unique licence key.



Five days after Audio Notetaker is activated the software will prompt you to **register**.



Search for '**Sonocent Link**' on Google's Play Store or Apple's App Store. Download the app to the phone or tablet you will use to take recordings



To log in to Sonocent Link, enter the email address you used when registering Audio Notetaker into the **Username** field and the last four digits of your Audio Notetaker licence key into the **Password** field

If you have any questions, contact David and Ida from our technical support team on support@sonocent.com, or hit us up via [@sonocent](#) on Facebook or Twitter

